

Coaxial

Power Splitter/Combiner

ZFSC-2-9G+

2 Way-0° 50Ω 3500 to 9000 MHz



CASE STYLE: JJJ142

Connectors	Model	Price	Qty.
SMA	ZFSC-2-9G+	\$59.95	(1-9)
BRACKET (OPTION "B")		\$2.50	(1+)

+ RoHS compliant in accordance with EU Directive (2002/95/EC)

The +Suffix has been added in order to identify RoHS Compliance. See our web site for RoHS Compliance methodologies and qualifications.

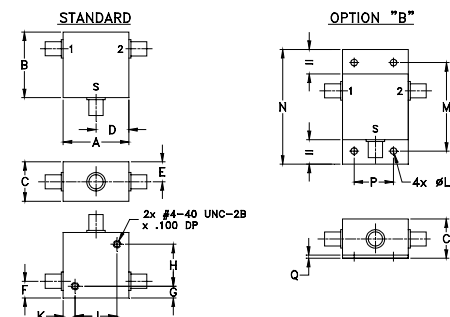
Maximum Ratings

Operating Temperature	-55°C to 100°C
Storage Temperature	-55°C to 100°C
Power Input (as a splitter)	1W max.
Internal Dissipation	0.125W max.

Coaxial Connections

SUM PORT	S
PORT 1	1
PORT 2	2

Outline Drawing



Outline Dimensions (inch/mm)

A	B	C	D	E	F	G	H
1.25	1.25	.75	.63	.38	.32	.23	.800
31.75	31.75	19.05	16.00	9.65	8.13	5.84	20.32
K	L	M	N	P	Q	wt	
.800	.23	1.688	2.19	.750	.06	grams	
20.32	5.84	42.88	55.63	19.05	1.52	70.0	

Features

- very wideband, 3500 to 9000 MHz
- low insertion loss, 0.5 dB typ.
- excellent amplitude unbalance, 0.1 dB typ.
- rugged shielded case

Applications

- instrumentation
- satellite communications
- defense communications

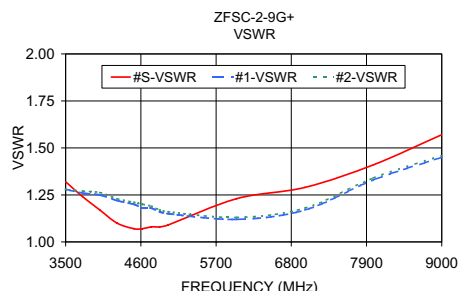
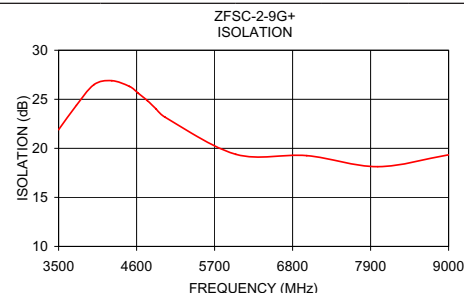
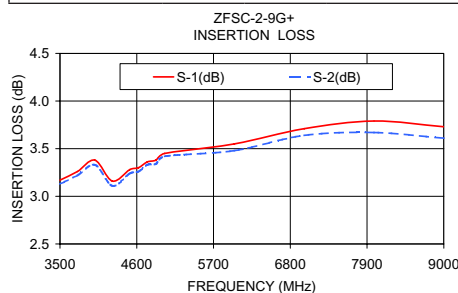
Electrical Specifications

FREQ. RANGE (MHz)	ISOLATION (dB)		INSERTION LOSS (dB) ABOVE 3.0 dB				PHASE UNBALANCE (Degrees)		AMPLITUDE UNBALANCE (dB)	
	L	U	L		U		L	U	L	U
f_L - f_U	Typ.	Min.	Typ.	Min.	Typ.	Max.	Typ.	Max.	Max.	Max.
3500-9000	18	12	20	12	0.5	1.5	0.6	1.2	7	10
									0.3	0.5

L = f_L to 6 GHz U = 6 GHz to f_U

Typical Performance Data

Frequency (MHz)	Insertion Loss (dB)		Amplitude Unbalance (dB)	Isolation (dB)	Phase Unbalance (deg.)	VSWR S	VSWR 1	VSWR 2
	S-1	S-2						
3500	3.17	3.13	0.06	21.90	1.29	1.32	1.28	1.28
3750	3.26	3.22	0.06	24.38	1.26	1.24	1.26	1.27
4000	3.38	3.33	0.07	26.50	1.27	1.17	1.25	1.26
4250	3.16	3.11	0.07	26.90	1.52	1.10	1.22	1.23
4500	3.28	3.24	0.05	26.31	1.57	1.07	1.20	1.21
4625	3.30	3.26	0.07	25.61	1.58	1.07	1.18	1.20
4750	3.36	3.33	0.07	24.88	1.64	1.08	1.18	1.19
4875	3.38	3.34	0.06	24.01	1.72	1.08	1.16	1.17
5000	3.45	3.42	0.08	23.18	1.78	1.09	1.15	1.16
6000	3.55	3.48	0.15	19.39	1.96	1.23	1.12	1.13
7000	3.71	3.64	0.13	19.26	2.22	1.29	1.17	1.18
8000	3.79	3.67	0.19	18.13	2.53	1.41	1.33	1.34
9000	3.73	3.61	0.22	19.34	2.54	1.57	1.45	1.46



electrical schematic



Mini-Circuits
ISO 9001 ISO 14001 AS 9100 CERTIFIED

minicircuits.com

P.O. Box 350166, Brooklyn, New York 11235-0003 (718) 934-4500 Fax (718) 332-4661 For detailed performance specs & shopping online see Mini-Circuits web site



The Design Engineers Search Engine Provides ACTUAL Data Instantly From MINI-CIRCUITS At: www.minicircuits.com

IF/RF MICROWAVE COMPONENTS

REV. B
M108294
ZFSC-2-9G+
HY/TD/CP
081208